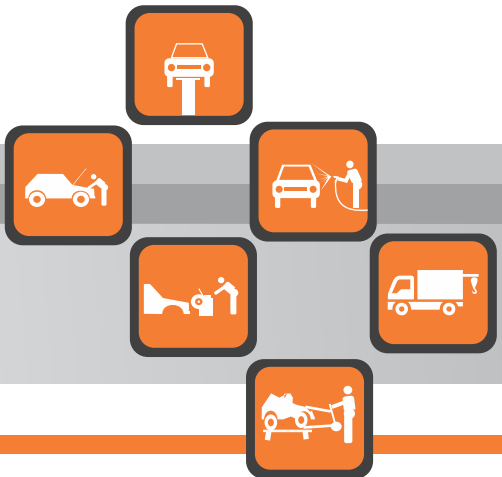




# Complete Support





**ATSELGI**  
THINK LONG RUN

# Index

## Lifting Equipment

Page:1-4

- Two Post Hydraulic Lift - Clear Floor
- Two Post Hydraulic Lift - CE
- Two Post Hydraulic Lift - Clear Floor 4.5Ton
- Two Post Hydraulic Lift - With Base
- Wheels Free Scissor Lift
- Double Scissor Lift
- Wheel Alignment Scissor Lift
- Four Post Lift
- Washing Hoist
- Washing Hoist - Ramp Type
- Washing Hoist PU 16 Hydraulic
- Two Wheeler Washing Hoist
- Mobile Column Lift
- Aqua Lift
- Two Wheeler Lift
- Workshop Crane

## Wheel Service Equipment

Page:5-8

- 3D Wheel Aligner
- 2D Wheel Aligner
- Truck Wheel Aligner
- Digital Wheel Balancer
- Video Graphic Wheel Balancer
- Truck Wheel Balancer
- Tyre Changer
- Truck Tyre Changer
- Jumbo Tyre Changer
- Tyre Inflator
- Nitrogen Tyre Inflator
- Bead Bazooka

## Body Shop Equipment

Page:9-14

- Crash Repair System
- Touch Electronic System
- Paint Booth with ESS
- Accelerated Air Flow
- Prep Station
- Panel Repair System
- Infrared Dryer
- Portable Dust Extraction System
- Plastic Repair Kit
- Paintless Dent Removal Kit
- Spot Welder 9000
- Inverter Spot Welder
- Inverter MIG - 176 Synergic
- MIG Welder 2400
- Inverter Plasma Cutter 20

## Washing Equipment

Page:15-16

- Automatic Car Washer - Smart Wash
- Touchless Car Washer - Storm
- Under Chassis Washer
- New Gen Under Chassis Washer
- Steam Washer
- Vacuum Cleaner & Upholstery Cleaner
- Automatic Mat Washer
- New Generation Triple Plunger Washer
- Single Plunger Washer
- Washing Boom

## Lubrication Equipment

Page:17

- Computerised Lube Mgmt. System
- Air Operated Grease Pump
- Hand Operated Grease Pump
- Hose Reel - 10m & 15m
- Oil Preset Meter

## Mobile Service Unit

Page:18-19

- Mining & Other Segment
- Commercial Vehicle Segment
- Passenger Vehicle Segment
- Tyre Service Vehicle
- Special Purpose Vehicle

## Diagnostic Equipment

Page:20-21

- AC Recovery Unit
- UV Leak Detector
- Test Lane
- Injector Tester and Cleaner
- Head Light Aligner
- On Car Brake Lathe

## Special Equipment

Page:22-23

- Water Recycling System
- Centralized Dust Extraction System
- Twister
- Exhaust Extraction System
- Strut Coil Spring Compressor
- Pneumatic Tools





## Two Post Hydraulic Lift - Clear Floor

### Technical Specification

**Lifting Capacity** : 4 Ton  
**Electrical Power** : 3 HP, 415 V, 3 Ph  
**Max. Lifting Height** : 1800 mm  
**Min. Lifting Height** : 115 mm  
**Lifting Time** : 55 sec

### Special Features\*

- Base free design for better convenience, to work beneath the vehicle
- Symmetric column design for more drive through clearance
- Arm locking mechanism on each arm
- Rubber pads for door opening protection



## Two Post Hydraulic Lift - C€

### Technical Specification

**Lifting Capacity** : 4 Ton  
**Electrical Power** : 3 HP, 415 V, 3 Ph  
**Max. Lifting Height** : 1800 mm  
**Min. Lifting Height** : 115 mm  
**Lifting Time** : 55 sec

### Special Features\*

- Base free design for better convenience, to work beneath the vehicle
- Separate power panel to avoid electrical hazards
- Hose Burst Valve to prevent damage of hose/crimping end failure



## Two Post Hydraulic Lift - Clear Floor 4.5Ton

### Technical Specification

**Lifting Capacity** : 4.5 Ton  
**Electrical Power** : 3 HP, 415 V, 3 Ph  
**Max. Lifting Height** : 1800 mm  
**Min. Lifting Height** : 115 mm  
**Lifting Time** : 55 sec

### Special Features\*

- Base free design for better convenience, to work beneath the vehicle
- Symmetric column design for more drive through clearance
- Arm locking mechanism on each arm
- Separate power panel to avoid electrical hazards



## Two Post Hydraulic Lift - With Base

### Technical Specification

**Lifting Capacity** : 4 Ton  
**Electrical Power** : 3 HP, 415 V, 3 Ph  
**Max. Lifting Height** : 1800 mm  
**Min. Lifting Height** : 115 mm  
**Lifting Time** : 45 sec

### Special Features\*

- Gantry free design enables to service high raised vehicle.
- Symmetric column design
- Arm Restraints on each arm



\* Manual lock release system on each column



## Wheels Free Scissor Lift

### Technical Specification

<b>Lifting Capacity</b>	: 3 Ton
<b>Electrical Power</b>	: 2 HP, 3 HP, 1440 rpm
<b>Max. Lifting Height</b>	: 1700 mm
<b>Min. Lifting Height</b>	: 200 mm
<b>Lifting Time</b>	: 45 sec

### Advantages

- Easy to mount and dismount wheels
- Ideal for pre-delivery inspection bay
- Air Control locking mechanism for safety



## Double Scissor Lift



### Technical Specification

<b>Lifting Capacity</b>	: 3 Ton
<b>Max. lifting height</b>	: 1900 mm
<b>Min. lifting height</b>	: 112 mm
<b>Width of the platforms</b>	: 569 mm
<b>Lifting Time</b>	: 50 Sec
<b>Length of the platform</b>	: 1455-1900 mm

### Special Features

- Occupies less space when compared to Two Post Lift & Single Scissor Lift
- Convenient to work all around the vehicle when compared to Two Post Lift and Single Scissor Lift
- Extendable Platform, supports longer wheel base vehicles also
- Suitable for both On-ground and In-ground installations
- 112 mm thin platforms enable lifting of low ground clearance vehicles
- Easy vehicle manoeuvrability with In-ground installation
- Optional adaptors to lift SUV & Chassis type vehicles

## Wheel Alignment Scissor Lift

### Technical Specification

<b>Lifting Capacity</b>	: 4 Ton
<b>Electrical Power</b>	: 3 Ph, 440 V
<b>Max. Lifting Height</b>	: 2160 mm
<b>Min. Lifting Height</b>	: 290 mm
<b>Lifting time</b>	: 60 sec



### Special Features

- Suitable for both On-ground and In-ground installations
- Mechanical Lock assures safe operation
- Over Load Valve, prevents lift malfunction from hydraulic pressure
- Audio Alert during final lowering

## Four Post Lift



### Technical Specification

<b>Lifting Capacity</b>	: 4 Ton
<b>Electrical Power</b>	: 3 HP, 3 Ph, 415 V
<b>Max. Lifting Height</b>	: 1750 mm
<b>Min. Lifting Height</b>	: 190 mm
<b>Lifting Time</b>	: 40 sec

### Special Features

- Extra wide platforms to accommodate all types of passenger cars, SUV & LCV
- Adjustable Ratchet Rails for ratchet unlock
- Rear Slip Plates for rear wheel alignment
- Jack Beam for wheel free operations like wheel balancing, tyre changing etc.



## Washing Hoist

### Technical Specification

- Lifting Capacity** : 4 to 8 Ton  
**Operating Pressure** : 9 to 12 kg/cm<sup>2</sup> (4 T/ 8T)  
: 12 to 16 kg/cm<sup>2</sup> (16 T)  
**Max. Lifting Height** : 1500 mm (4 T/ 8 T)  
: 1525 mm (16 T)  
**Lifting Time** : 45 sec

### Special Features

- High Grade Steel Plungers with Chrome Plating to avoid wear-off
- Uniquely Designed Wiper Rings to prevent entry of water and dirt
- Heavy - Duty Rigid Ramps to accommodate wide range of vehicles



## Washing Hoist - Ramp type



### Technical Specification

- Lifting Capacity** : 3.2 Ton  
**Operating pressure** : 9 to 12 kg/cm<sup>2</sup>  
**Max Lifting Height** : 1500 mm  
**Lifting time** : 45 sec

### Special Features

- Platforms with integrated ramp, lifts the vehicle with wheels quickly, which saves time and increases productivity
- High Grade Steel Plungers with Chrome Plating for wear-off resistance
- Uniquely Designed Wiper Rings to prevent entry of water and dirt

## Washing Hoist - PU 16 Hydraulic

### Technical Specification

- Lifting Capacity** : 16 Ton  
**Operating Pressure** : 13 kg/cm<sup>2</sup>  
**Max. lifting height** : 1500 mm  
**No. of plunger** : 2 nos  
**Lifting Time** : 45 sec

### Special Features

- Suitable for both Indoor & Outdoor installations
- Side Rail Arm Assembly can be provided for easy mounting of vehicles, on the heavy duty ramp
- Uniquely Designed Wiper Rings to prevent entry of water and dirt particles in to the hoist cylinder




## Two Wheeler Washing Hoist

### Technical Specification

- Lifting Capacity** : 1 Ton  
**Operating pressure** : 7 kg/cm<sup>2</sup>  
**Max Lifting Height** : 1500 mm  
**Lifting time** : 45 sec

### Advantages

- Lifting and Washing 4 nos of two wheelers simultaneously
- Easy access to all parts of vehicle
- Reduces operation time & improves productivity
- Enables minimum and efficient use of water





## Mobile Column Lift

### Technical Specification

<b>Lifting Capacity</b>	: 7.5 Ton / column
<b>Electrical Power</b>	: 3Ph, 2.2 kW, 415 V
<b>Max. lifting height</b>	: 1700 mm
<b>Wheel Size</b>	: 280 - 580 mm
<b>Lifting Time</b>	: 120 sec

### Special Features

- Splash Proof Power Supply Unit
- Unique Synchronization System
- Self-Error Diagnostic Functions
- Equipped with remote control and each column has LCD Display



## Aqua Lift



### Technical Specification

<b>Operating Pressure</b>	: 12.5 bar
<b>Lifting Capacity</b>	: 3.5 Ton
<b>Lifting Height</b>	: 1860 mm
<b>Cross Over Height</b>	: 60 mm
<b>Support Piston Dia</b>	: 210 mm
<b>Installation Depth</b>	: 2498 mm
<b>Lifting/Lowering Time</b>	: 40 sec

### Advantages

- Eco Friendly with high safety standards
- Easy Installation and Operation
- High Durability and Low Maintenance Costs

## Two Wheeler Lift

### Technical Specification

<b>Lifting Capacity</b>	: 180 kg
<b>Operating Pressure</b>	: 6 kg/cm <sup>2</sup>
<b>Lifting Height</b>	: 765 mm
<b>Minimum Closed Height</b>	: 250 mm
<b>Lifting Time</b>	: 12 sec

### Advantages

- Suitable for all Two Wheeler repairs
- Easy to mount and dismount two wheelers
- Rugged and Durable



## Workshop Crane

### Technical Specification

<b>Max. Lifting Height</b>	: 2650 mm
<b>Lifting Capacity</b>	: 1 Ton
<b>Arm extension</b>	: 1600 mm at 500 kg

### Advantages

- Excellent load bearing capacity
- Smooth functioning
- Easy to manoeuvre
- High abrasion and corrosion resistance
- Sturdy and durable design






## 3D Wheel Aligner

### Technical Specification

**Rim Diameter** : 11" to 24"

Measurement of Caster, Camber, SAI, TOE, Setback, Thrust angle and Axis deviation

**Power Supply** : 1 Ph, 230 V, 50 Hz



Elegant - SP

### Special Features

- Variable Height Camera Support
- Custom Vehicle Specifications
- Front / Rear / All / Zoom Readings
- Suitable for Pits, Ramps and Lifts

### Technical Specification

**Rim Diameter** : 12" to 19"

Measurement of Caster, Camber, SAI, TOE, Setback, Thrust angle and Axis deviation

**Power Supply** : 1 Ph, 230 V, 50 Hz

### Special Features

- Swing Arm Display Mechanism for assisting from pit / floor
- 1 min Accuracy on Camber and Toe
- Light weight Sensor
- Long battery life



Align - XP

## Truck Wheel Aligner

### Technical Specification

**Rim Diameter** : 12" to 24"

Measurement of Caster, Camber, SAI, TOE, Setback, Thrust angle and Axis deviation

**Power Supply** : 1 Ph, 230 V, 50 Hz



G15

### Special Features

- Suitable for Car, LCV, Truck & Bus wheels
- Wide angle cameras eliminate the use of electronic turn plates
- Step by step measurement procedure up to 7 axles
- Handy and easy to use extremely light weight sensors
- Solar filter for outdoor use in sun-exposed areas
- Fast Caster Swing and can adjust two axles in one screen





## Digital Wheel Balancer



DWB - SP

### Technical Specification

**Balancing Accuracy :** 1g  
**Rim Diameter :** 10" - 24"  
**Rim width :** 1.5" - 20"  
**Max Wheel Dia :** 1100 mm  
**Max Wheel Weight :** 65 kg  
**Power Supply :** 1 Ph, 230 V, 50 Hz



Motorcycle Wheel Balancer  
DWB - MC



Optional Accessory Adapter for Motorcycle

### Special Features

- Optimization program for Tyre & Rim unbalance
- Automatic minimization of static unbalance
- Suitable for Cars & Motorcycles

## Video Graphic Wheel Balancer



VWB - SP

### Technical Specification

**Balancing Accuracy :** 1 g  
**Rim Diameter :** 10" - 25"  
**Rim width :** 1.5" - 20"  
**Max Wheel Dia :** 1200 mm  
**Max Wheel Weight :** 75 kg  
**Power Supply :** 1 Ph, 230 V, 50 Hz

### Special Features

- LCD Display Featured with direct viewing and visual Pedal Brake System
- 40 mm Universal balance shaft for better accuracy
- Automatic minimisation of static unbalance

## Truck Wheel Balancer

### Technical Specification

**Balancing Accuracy :** 1 g PV / LCV, 10 g HCV  
**Rim Diameter :** 10" - 26"  
**Rim width :** 1.5" - 20"  
**Max Wheel Dia :** 1300 mm  
**Max Wheel Weight :** 200 kg  
**Compressed Air Supply :** 8-10 bar  
**Power Supply :** 1 Ph, 230 V, 50 Hz

### Special Features

- Suitable for Car, LCV, Trucks & Buses
- Program options include STATIC, ALU S, SPLIT, USER control
- Self Diagnosis and Calibration
- Motorized wheel balancer for truck and car wheels with electronic measuring system and high brightness data digital display
- Manual lever brake
- The built-in pneumatic lift (equipped with safety device) is a "soft action type" lift which facilitates the operator to lower the wheels by few millimeters, using his own force



FT10M



## Tyre Changer

### Technical Specification

	Standard	Automatic	Run Flat
External Clamping	10" - 18"	10" - 20"	10" - 20"
Internal Clamping	12" - 21"	12" - 23"	12" - 23"
Max Tyre Dia.	38"	41"	41"
Working Pressure	8-10 bar	8-10 bar	8-10 bar

### Special Features

- High torque and larger diameter, facilitates turning the wheel in clockwise and anti clockwise direction
- Handles both standard wheels and delicate alloy wheel
- Tilt-back arm design in automatic machine



Standard



Automatic



Run-flat

## Truck Tyre Changer



TTC

### Technical Specification

Internal Rim clamping	: 14"-26"
Max. Wheel Dia.	: 59"
Max. Wheel width	: 30"
Operation	: Electro-Hydraulic

### Special Features

- Self - centering hydraulic chuck for clamping
- Suitable for both tube and tube-less tyres

## Jumbo Tyre changer

### Technical Specification

Internal Rim clamping	: 14" - 56"
Max. Wheel Dia.	: 86"
Max. Wheel width	: 43"
Operation	: Electro-Hydraulic
Compressed Air Supply	: 8 - 10 bar

### Special Features

- Tool head can rotate by 360°
- Tool arm with the automatic tilt-back function
- The jaw has 3 positions to mount the tyre, making the operator to mount or dismount the tyre conveniently



JTC

## Tyre Inflator



Sleek : Floor mounted model      ECO : Wall mounted model

### Technical Specification

Operating Pressure : 0-140 psi  
 Display Resolution : 1 psi  
 Measuring Resolution :  $\pm 0.1$  psi

### Special Features

- Backlit LCD display
- Auto cut-off at pre-set pressure

## Nitrogen Tyre Inflator



### Technical Specification

Operating Pressure : 0-140 psi  
 Display Resolution : 1 psi  
 Measuring Resolution :  $\pm 0.1$  psi

### Special Features

- Large LCD display for better viewing
- 95 to 97% Pure Nitrogen
- Air-Nitrogen dual mode
- Inflation counter for tyre filling management

## Bead Bazooka

**“Fill the tank, Aim the bead, Blast the air”**

Unique Air release technology for seating tyre beads of all types of tubeless tyres in seconds



BB9L

### Technical Specification

Suitable for HCV, LCV, SUV & Car  
**Volume** : 9l and 10 bar pressure  
**Weight** : 6.5kg



BB6L


### Technical Specification

Suitable for Motorcycle, Car, SUV & LCV  
**Volume** : 6l and 10 bar pressure  
**Weight** : 5.5kg



## Crash Repair System

### 106 - Bench with Universal JIG System



### Technical Specification

- Bench on wheels with scissor lift - 5 Ton capacity
- Vertical pulling tower with true 10 Ton capacity
- Drive on ramps
- Universal JIG system for vehicles with chassis & with out pinch welds
- In-built measuring system
- Win-star s/w for OEM vehicle data.

### Advantages

- Suitable for all types of Passenger vehicle crashes
- Highly accurate and precise in repairing, both monocoque and chassis vehicles

### Special Features

- Direct clamping, no need to raise the vehicle
- Repairs minor and medium crashes
- Vertical pulling tower
- Automatic locking pulling tower
- Automatic height adjustment of bench for inserting pulling tower



Quick Bench DT

## Touch Electronic Measuring System

### Description

- Extreme rapidity without any adaptors
- Quick equipment positioning time
- Can be used on any Lift/Bench
- Diagnosis & measurement report within 10 mins
- Measuring while pulling with a single adaptor - FOLLOW ME Kit
- Can measure all mechanical parts, suspension bars and wheel alignment





## Paint Booth with Energy Saving System



### Energy Saving System (ESS)

- 60% Diesel saving
- 80% Power saving during baking cycle

#### Models

- 6.75m and 7m
- Civil Base available

#### Advantages

- Higher thermal efficiency
- Specially designed for low running costs
- Safest panel board operations with auto cut-off
- Upgradable for water borne paints

### Description

- Sandwich panel with better thickness and density
- Air Velocity - 0.2 m/s as per International Standards for better paint finish
- Stainless Steel Double Pass Heat Exchanger
- Rust proof panels, pre-coated inside and outside

## Accelerated Air Flow



### Special Features

- Power absorption - 0.25 kW per unit
- Air velocity at each nozzle end
- Can be used for drying both water borne and solvent based paints
- Certified flame proof motor

### Advantages

- Reduces flash time & dries paint faster
- Low running costs
- Suitable for all paint booths available in the market
- Automatic door opening, avoids accumulation of paint fumes on the unit
- Each unit can be controlled separately

## Prep Station

### Special Features

- Prep station with down draft
- Metal basement with In-built ramps
- Motor power - 5.5 kW
- Inner dimension 6.3m(L)X3.6m(W)X2.6m(H)
- Polyurethane (PU) panels
- Blower capacity 18000m<sup>3</sup>/hr

### Advantages

- Compact design
- Suitable for quick repairs
- 4 Levels of filtration



\*Prep station with 3 side curtains available



## Panel Repair System



Flatliner

### Technical Specification

**Voltage** : 230 V

**Max Current** : 2.4 kA

**Min Current** : 0.6 kA

Comes with sliding Hammer,  
Pullers, Inno Pullers & Welding Bits

### Advantages

- Repairs new generation steels without disturbing their structural integrity
- Low investments
- Repair area being minimal, ensures faster repair by optimizing the painting area and the use of body fillers, sanding etc.



Rapid Denter

### Technical Specification

**Voltage** : 1Ph, 220 V

**Max Current** : 1.2 kA

**Dimension** : 720mm(L)X 780mm(W) X 1050mm(H)  
One side welding thickness

### Special Features

- Spotter with 100% copper windings
- Heavy duty cycle
- Single side spot gun with shrinking, washer welding, wavy wire etc.
- Claw puller and Quick puller for removing all types of dents

### Technical Specification

**Temperature** : 40°C – 70°C

**Curing Area** : 1200mm (L) X 1000mm (W)

**Lamp** : 3 nos X 1100 W

**Power Consumption** : 3.3 kW / hr

### Special Features

- Automatic distance sensing
- Low running costs
- Individually controllable lamps
- Hydraulic lifter with 300 degree turning radius
- Quick drying of Paints, Primer and Putty
- LED display electronic timer and power setting

## Infrared Dryer



## Portable Dust Extraction System



### Technical Specification

**Voltage** : 230V / 50 HZ

**Power Absorption** : 1.1 KW

**Suction Capacity** : 2.6 m<sup>3</sup>/min

**Tank Capacity** : 40 L

### Advantages


- Automatic on-off Motor.
- Simultaneous usage of dual sanders
- Long running filters ensure low running costs



## Plastic Repair Kit

### Technical Specification

<b>Input Voltage</b>	: AC 220V
<b>Output Current</b>	: 5A-30A
<b>Weight</b>	: 4.8kg
<b>Measurement</b>	: 250mm(L)X 180mm(W) X 135mm(H)



**Staple Type**

### Advantages

- Repairs cracks at inside corners, curved areas and other complex shapes
- Repairs multiple cracks and broken rigid plastic
- Cutting off staple legs
- Polishing of Surface

Repairs big plastic parts of an automobile very efficiently and effectively



**Adhesive Type**

## Paintless Dent Removal Kit

### Special Features

- Repairs minor dents effectively and quickly
- Low investment



**Glue Puller**

### Technical Specification

<b>Input Voltage</b>	: 230 V
<b>Power</b>	: 1 kW
<b>Power Factor</b>	: > 0.95
<b>Weight</b>	: 1.3 kgs
<b>Dimensions</b>	: 210mm(L)X110mm(W) X115mm(H)

### Special Features

- Portable & Handy
- Auto cut off
- Audio Alert
- Time and Power Adjustment
- Built in Protective system to avoid equipment malfunctioning
- Application - Fixing soft dents (In minutes)



**T-Hot Box - Paintless  
Dent Remover**



## Spot Welder 9000



### Technical Specification

- Welding Amperage** : 8 kA  
**Maximum Clamping Force** : 150 daN
- Microprocessor controlled double program
  - Pneumatic gun
  - Epoxy coated transformers

### Special Features

- Independent use of two functions (Gun-Spotter)
- Synchronous SCR welding control unit for a greater quality of the welded spot
- Patented pneumatic gun with adjustable stroke and double function trigger

## Inverter Spot Welder



Prospot i4 - 12500 A



Single sided welding



Washer welding



Moulding clip rivet welding



Carbon shrinking



Nail welding



Contact shrinking



Stitch welding



Bold and nut welding



Spot hammer dent pulling

### Technical Specification

- Input Voltage** : 3 Ph, 400 V, 50/60 Hz  
**Welding Amperage** : 12.5 kA  
**Welding Cable length** : 2.5 m Standard  
**Electrode Pressure** : At 7 bars (90 psi) - 280 daN  
 At 9.5 bars (135 psi) - 420 daN
- Cooling System** : Water Cooling  
**Tank Capacity (Coolant)** : 23 l  
**Microprocessor** : i4 Upgradable Software Platform  
**Protection** : ip 21  
**Dimensions (Welder)** : 711mm(L) X 318mm(W) X 1270mm(H)  
**Weight** : 169 kg

### Special Features

- Automatic Inverter Spot Welder - 12.5 kA
- Water cooled
- Specially designed for High strength steels like BORON, AHSS, HSS and T.R.I.P etc.
- Automatic adjustment of welding parameters with OEM Data Software
- Variety of extension arms for C-pliers are provided, to weld hard to reach areas
- Welding conforming to OEM standards





## Inverter MIG - 176 Sysnergic

### Technical Specification

**Current Range** : 18 A - 160 A

**Duty Cycle** : 35% (160 A), 60% (140 A),  
100% (120 A)

### Special Features

- Dedicated control to fine tune the arc length
- Equipped with power factor correction design
- High quality torch for perfect finish
- Support wire reels weighing 5 kg and 300 mm dia
- Wire feeder unit and cylinder stand are in standard scope
- Automatic setting of welding parameters
- High quality weld Compact and Light weight



## MIG Welder 2400

### Technical Specification

**Current Range** : 15 A - 220 A

**Duty Cycle** : 100%(100 A), 60%(130 A)

### Advantages

- Suitable for Steel, Stainless Steel and Aluminium
- Special type Aluminium wire feed enables pressure adjustment for having uninterrupted feeding and decreases wear-off on the feeding device
- Provides reach to areas inaccessible to regular spot welder arms
- Parts can be put together
- Welding of cut open body panels - either replacement or reworking

## Inverter Plasma Cutter 20

### Technical Specification

**Current Range** : 5 A - 20 A

**Duty Cycle** : 100%(15 A) 60%(18 A),  
35%(20 A)

**Cutting Thickness** : 6mm - 8mm

**Compressed Air** : 40 l/m, 4.7 bar

### Special Features

- High duty cycle
- Safety systems on torch
- Microprocessor based cutting parameters
- Low weight





# Washing Equipment

## Automatic Car Washer



### Technical Specification

Veh. Washable Area : 5.2m(L)X2.0m(W)  
X2.3m(H)

Electricity Supply : 3Ph, 415 V, 50Hz

Max. Power Required : 14 kW

### Advantages

- Higher productivity (5min -7min per car)
- Low water consumption (80 l - 100 l / car)
- Minimal man power required (only one person to operate the machine)

## Touchless Automatic Car Washer

### Technical Specification

Veh. Washable Area : 4.9m(L)X2.3m(W)X1.9m(H)

Operating Pressure (Water) : 16 bar

Min. Water Consumption : 80 l - 105 l / car

Cycle Time : 2 min - 2.7min / car

(Excluding manual wiping)

Input Supply : 3Ph, 355V- 455V, 50 Hz

Power Consumption : 0.08 kWh - 0.1 kWh / car



## Under Chassis Washer



### Technical Specification

Veh. Washable Area : 4.9m(L)X1.9m(W)

Electricity Supply : 3Ph, 415V, 50Hz

Max. Power Required : 3.5kW

Operating Pressure (Water) : 55 bar

### Advantages

- Automatic vehicle length sensing
- Less than 2 mins to wash the under chassis of a car
- Consumes 24 l / car

## New Gen Under Chassis Washer

### Technical Specification

Veh. Washable Area : 5.1m(L)X1.9m(W)

Electricity Supply : 3Ph, 415V, 50Hz

Max. Power Required : 6.12kW

Operating Pressure (Water) : 65 bar

### Advantages

- Automatic vehicle length sensing
- Quadra Jet Nozzles for maximum impact force and wider coverage
- Suitable for SUVs etc



## Steam Washer



### Technical Specification

Equipment Dimensions : 0.92m(L)X0.61m(W)  
X0.85m(H)

Electricity Supply : 1Ph, 230V, 50Hz

Operating Pressure (Steam) : 10 bar

### Advantages

- Plug & Play, no civil work required
- Portable, Eco-Friendly and easy to use
- No civil work or drainage system required
- Two cars can be washed simultaneously



## Vacuum Cleaner & Upholstery Cleaner



### Technical Specification

<b>No. of motors</b>	: Single and Double
<b>Power</b>	: 220V and 240V
<b>Frequency</b>	: 50Hz / 60Hz
<b>Air Flow</b>	: 215m <sup>3</sup> /hr and 430m <sup>3</sup> /hr

### Technical Specification

<b>Required Space</b>	: 1.0m(L)X1.0m(W)X1.5m(H)
<b>Power Supply</b>	: 3Ph, 380V, 50Hz
<b>Water Consumption</b>	: 1 l / mat
<b>Washable Dimensions</b>	: 600mm(L)X20mm(W)
<b>Washing Time</b>	: 20 sec - 24 sec / mat
<b>Drying Efficiency</b>	: 90%
<b>Washable Mats</b>	: All type of mats except carpet and fabric

### Advantages

- Easy to operate • Fast cycle time • No human fatigue
- Low water and power consumption • Good and consistent wash quality
- Compressed air not required for drying
- Simple over head water connection with normal water tap

## Automatic Mat Washer



## New Generation Triple Plunger Washer



### Technical Specification

<b>Discharge</b>	: 17 lpm
<b>Operating Pressure (Water)</b>	: 45 bar
<b>Motor Power</b>	: 3hp
<b>Pump Speed</b>	: 1440 RPM

### Special Features

- Direct drive Positive Suction Pump
- Trigger, Gun to reduce impact pressure at different applications
- Less maintenance and service requirements


## Single Plunger Washer

### Technical Specification

<b>Discharge</b>	: 26.3 lpm
<b>Operating Pressure (Water)</b>	: 22 bar
<b>Motor Power</b>	: 3hp
<b>Pump Speed</b>	: 350 RPM
<b>No of Guns</b>	: 2 nos



## Washing Boom



### Technical Specification

<b>Length</b>	: 1750 mm
<b>Rotation</b>	: 360°
<b>Max. Operating Pressure (Water)</b>	: 150 bar
<b>Max. Working Temperature</b>	: 90°C

### Advantages

- Stainless Steel construction, hence rust proof
- Avoids damage of the hose and gun as it is safely placed away from the car
- Ease of operation (360° Rotation) for the operator
- More cost savings compared to regular washing hose



## Computerised Lube Management System



### Advantages

- No oil wastage
- Integration with Digital Monitoring System
- Improves workshop productivity
- Better inventory management
- Eco-friendly workshop
- Identification colour codes for oil control guns
- Minimal house keeping

## Air Operated Grease Pump - 25kg,50kg,200kg

### Technical Specification

<b>Pressure Ratio</b>	: 50:1
<b>Output</b>	: 300-400 gm per stroke
<b>Max. Working Pressure</b>	: 10.5 bar
<b>Blocked Pressure</b>	: 425 bar

### Advantages

- User friendly
- No wastage



## Hand operated Grease Pump - 5kg,10kg,20kg



### Technical Specification

<b>Output</b>	: 3 gm per stroke
<b>Delivery Hose</b>	: 2.2m
<b>Blocked Pressure</b>	: 140 bar

### Advantages

- User friendly
- 100% grease usage due to spring plate
- Follower plate for directing the grease & ensuring minimum wastage

## Hose Reel -10m & 15m

### Technical Specification

<b>Hose Diameter</b>	: 3/8" , 1/2" & 1/4"
<b>Pressure Rating</b>	: 20 bar - 350 bar
<b>Hose Type</b>	: Nitrile Rubber (NBR) & Styrene Butadiene Rubber (SBR) Synthetic Rubber
<b>Hose Burst Pressure</b>	: 45 bar - 1400 bar

### Special Features

- Robust steel construction with double pedestal arm design
- Special fatigue resistance steel spring
- Epoxy Powder Coated for increased wear-off resistance
- Minimum maintenance required



## Oil Preset Meter



<b>Flow Rate</b>	: 1 l/min - 30 l/min
<b>Accuracy</b>	: +/- 0.5%
<b>Min. preset quality</b>	: 0.1 l
<b>Max. preset quality</b>	: 99.9 l
<b>Max. pressure</b>	: 70 bar

### Special Features

- Possibility to dispense in Pre-selection mode
- Accurate oil filling
- No Oil Wastage
- Auto Shut-off



## Mobile Service Units

ATS ELGI Mobile Service Units are equipped with service equipments like air compressor high pressure grease pumps, oil pumps, diesel generator, portable angle grinder, lifting device etc. The Mobile Service Unit is principally a "Workshop on Wheels" with a variety of workshop equipments installed on the Vehicle Platform.

### The Mobile Service Units are extensively used in

- Automobile Industry-Passenger Car & Commercial Vehicles for On-Road services
- On-Road Tyre Service Vehicles
- Construction, Cement & Infrastructures Industry
- Mining Industry
- Heavy Equipment Industry

### Mining & Other Segments



ATS ELGI Mobile Workshops are a vital ancillary, at construction and mining sites, desert regions and for remote locations. It reduces machine downtime, valuable man-hours production stoppage and sequel down-the-line losses.

### Commercial Vehicle Segments



ATS ELGI offers an Integrated solution to address all your Service and Maintenance requirements.



## Passenger Vehicle Segments



## Tyre Service Vehicle



## Special Purpose Vehicle



### The Solution ATS ELGI Provides -

- Onsite equipment / vehicle servicing even at the most remote places
- Provides maintenance & service support to critical machines at all times
- Customized design to meet your specific equipment and industry needs
- Rugged product with multi-tasking capability
- All essential safety features incorporated

### ATS ELGI Strength

- India's single largest comprehensive automotive technology solutions provider.
- Over 4 decades of industry expertise.
- Over 3000 nos of ATS ELGI make MSUs in operation worldwide.
- Widest network of branches and dealers, manned by well trained service team for extensive support.
- Full fledged R&D facility with state-of-the art CAD centre
- Dedicated customer care centre with toll free no 1800-425-3544
- OEMs approved and most trusted supplier



# Diagnostic Equipment

## AC Recovery Unit



Smart cool  
(Semi Automatic)



Smart cool plus  
(Fully Automatic)

### Technical Specification

**Model** : Smart Cool, Smart Cool Plus

**Refrigerant Type** : R134a

**Service** : Manual and Fully Automatic

**Refrigerant Bottle** : 12 l

**Power Supply** : 1Ph, 220V - 240V,  
50Hz/60Hz

### Special Features

- Alarms: High pressure, full bottle and empty bottle
- Service alarm for maintenance and filter replacement
- Manual discharge of non-condensable gases from the bottle
- Automatic leak check following vacuum phase
- Alarm for leak detection

### Technical Specification

**Model** : Bus Pro

**Refrigerant Type** : R134a

**Service** : Manual and fully Automatic

**Refrigerant Bottle** : 40 l

**Power Supply** : 1Ph, 220V - 240V, 50Hz/60Hz

### Special Features

- Alarms: High pressure, full bottle, empty bottle and service alarm
- Integrated vehicle database, allowing the user to enter new vehicle models
- Gear pump for refrigerant charging
- Flushing software for automatic flushing of A/c system (flushing kit - optional)
- Printout of the results can be possible



Bus Pro

## UV Leak Detector

### Technical Specification

- UV Lamp & goggles
- Dye injector

### Advantages

- Simple device
- Easy to handle



## Test Lane

### Technical Specification

**1** : Side Slip Tester

**2** : Suspension Tester

**3** : Brake Tester



Test Lane equipment allows testing of passenger cars with a maximum weight of 3,500kg per axle. With the exclusive Test Lane Electronic Control and Modular Design, configuring your vehicle inspection line has never been easier, thus allowing you to choose the components best suited to your needs.



## Injector Tester and Cleaner

### Technical Specification

Power Supply	: 220 V AC
Power Consumption	: 200 W
Injector Pressure Range	: 0 bar to 3.5 bar
Ultrasonic Frequency	: 50 Hz
Selection of RPM	: 500 RPM to 7000 RPM
Selection of Injection Time	: 1 ms to 10 ms
Maximum No. of Injectors	: 6 Nos



### Application

- Flow and equalizing test
- Leakage test
- Spray test
- Ultrasonic cleaning and direct inject

## Head Light Beam Aligner

### Technical Specification

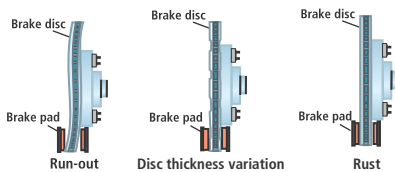
Power Supply	: 9V Battery
Lux Meter	: Digital Indication Available: Lux Values at 25m
Range	: Min-240mm, Max-1280mm
Accuracy	: $\pm 15\%$ (15-32 Lux) $\pm 10\%$ (32-64 Lux) $\pm 5\%$ (64-240 Lux)



### Advantages

- Easy to use
- Digital Lux Meter
- Accurate head light alignment

## On Car Brake Lathe



### Technical Specification

Max. Brake Disc Thickness	: 39mm
Max. Cutting Depth	: 0.8mm/bit
Incremental Cutting Scale	: 0.05mm/click
Driving Axle Rotation Speed	: 100 RPM
Voltage	: 240V, 60Hz

### Description

The MAD on-car Disc Aligner is the most effective equipment to sort out brake disc alignment problems. It eliminates all disadvantages of cast iron brake discs and the influence on materials by slightly cutting down the surface of the disc on both sides simultaneously.





### Water recycling system



#### Technical Specification

**Flow** : 3000l/hr

**Mono Block Pump Capacity**: 1hp (single phase)

#### Advantages

- 80% of waste water can be recycled
- Treated water can be used for washing under chassis of cars, gardening, toilet flushing etc.

#### Technical Specification

**Dust extraction system with articulated arm of length** : 6m

**Power Absorption** : 1.1 kW,

**Air Flow Rate** : 100 m<sup>3</sup>/hr

**Noise Level** : 65 dB

**Dual action sanders** : 2 nos.

(Typhoon - Fully centralized unit - optional)

#### Advantages

- Can be fitted to the wall
- Can reach upto 6m distance
- 2 nos. sanders can serve two jobs at a time
- Electric options provided in the Hanging Control Box for attaching extra tools in time
- High suction with low noise level ensures clean environment in shop floor

### Twister



### Exhaust Extraction System



#### Technical Specification

- Long aluminium track with sliding carriages, hoses & nozzles (length of Al track and hose available as options)
- Electrical supply - 3Ph, 230 V/400 V, 50Hz
- Blower/Exhaust fan with ON/OFF switches

#### Advantages

- Customized & optimal solution with the available range of options
- Equipment matches quality & safety standards



## Strut Coil Spring Compressor



### Technical Specification

<b>Working Pressure</b>	: 6 bar – 10 bar
<b>Compression Force</b>	: 10 bar = 1.96 kg
<b>Cylinder stroke</b>	: 330 mm
<b>Machine Weight</b>	: 65 kg

### Special Features

- Auto Levelling System (ALS)
- Aluminium Technology Cylinder
- Bracket System
- Universal Clamps
- Foot-Pedal and Safety guard with safety valves
- Tools Rack

## Pneumatic Tools

ATS ELGI offers a complete range of pneumatic Tool for Two wheelers, Four wheelers, Commercial Vehicles, Tractors and industrial applications like Impact wrenches, Sanders, Polishers and Speciality tools.

### Special Features

- Ergonomic Design.
- Compact.
- Built-in power regulator.
- Single forward and reverse button.
- Positive action trigger



### Impact Wrench



### Grinder

### Special Features

- Powerful motor for better servicing
- Safety lever throttle
- Rear exhaust to keep the air away from the working area.
- Built-in silencer & regulator
- Comfortable Thermo Plastic Rubber (TPR) handle

### Special Features

- High speed sander.
- Compact and light weight.
- Built in regulator for on the job adjustment.
- Positive action trigger for precise speed control.

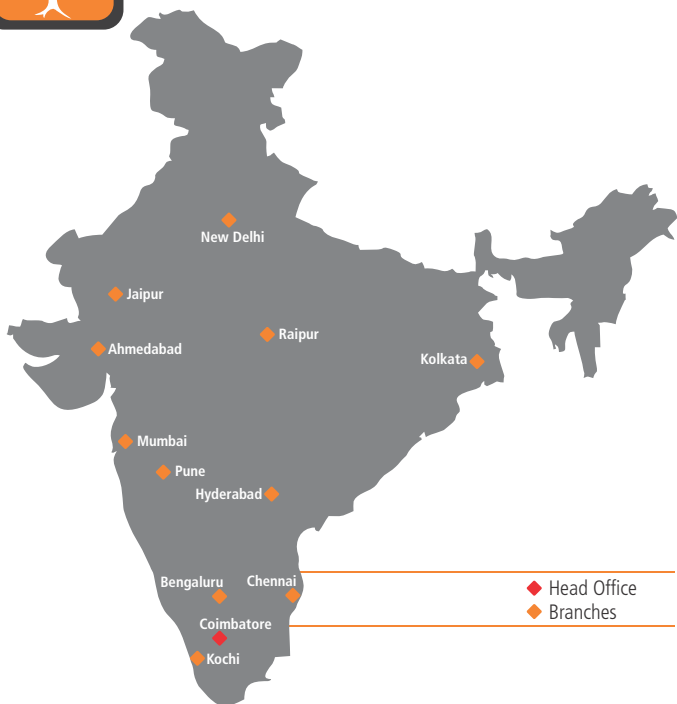


### Sander

**Note :** Due to continuous engineering improvements, the technical specifications are subject to change without prior notice



## Our Branches



**Ahmedabad : 3774109 | Bengaluru : 22240674 | Chennai : 28172599**  
**Hyderabad : 27768326 | Jaipur : 2375595 | Kolkata : 22834270**  
**Kochi : 2360155 | Mumbai : 28591905 | Pune : 27145288**  
**New Delhi : 25153644 | Raipur : 4073759**

**ATS ELGI**

**11**  
BRANCHES

**60+**  
DEALERS

**55+**  
EXPERIENCE  
IN YEARS

**200+**  
NO. OF  
PRODUCTS

**130+**  
SALES  
WORK FORCE

**300+**  
SERVICE  
PERSONNEL

**5700+**  
CUSTOMERS



ATS ELGI is the largest manufacturer and distributor of Automotive Service Equipment in India. With our "One Stop Shop" approach, we offer the widest range of garage equipment in the country. Working closely with Authorised OEM workshops and Private Garages compliments our profound understanding of the vehicle servicing business for over 55 years. This helps us to remain and become the preferred supplier of our customers.

Our partnerships with Global Market Leaders in Automotive Servicing Equipment compliments our strengths in R&D and manufacturing. With our widespread network across India and presence in many International markets, we have the reach and coverage to support our customers, at every stage of the product's life cycle.

ATS ELGI is a wholly owned subsidiary of ELGI Equipments Limited, a Global Player in the air compressor business.

## Customer Care Centre

At ATS ELGI, Customer service is an ongoing proposition that radiates from the top management down to each employee. Offering excellent customer service shows that our business with every customer is reliable and consistent. Regular training sessions and formal recognition of our representatives who have done a particularly good job dealing with customers, makes us more dependable and committed to rendering timely service and customer delight.



**World class training centre, Coimbatore**