



**FASTER, PERFECTION, EFFICIENT & PROFITABLE**

**DENTLINER+**  
VERSATILE DENT PULLER

# ► DENTLINER+

Complete solution for repairing car body panel repairs. Highly accurate and extremely reliable product for the use at all Body shop Centres. Dentliner + is a proven product ensures increased efficiency and profitability.

## ► TECHNICAL SPECIFICATION

<b>Input supply</b>	: 1 ph, 230 V, 50 Hz
<b>Max. welding current</b>	: 3000 A
<b>Max. absorbed power</b>	: 10.5 kW
<b>Dimensions</b>	: 390 x 260 x 225 mm
<b>Weight (Approx)</b>	: 21 kg

## ► FEATURES

- Heavy duty spotter for higher duty cycle
- Triangle, round, TAB & star washer Welding
- Wavy wire welding
- Carbon shrinking
- Contact shrinking

## ► SPECIAL FEATURES

### TAB SHOOTER AUTOMATIC RELOAD



### SPECIAL PANEL BEATING TOOLS



### FLEXIBLE PULLING BARS - EASE OF USE



## ► BENEFITS



**EASY  
MOBILITY**



**QUICK REPAIR  
SERVICE**




















**SAVES  
MANHOURS**






**INCREASED  
PRODUCTIVITY**

# ► SCOPE OF SUPPLY



## DENT SPOTTER WITH ACCESSORIES

ACCESSORIES	DESCRIPTION
	01 DENT SPOTTER 3000
	02 WASHER HOLDER
	03 ROUND WASHER
	04 ROUND ELECTRODE
	05 CARBON ROD
	06 SLIDER PULLER
	07 BIG TRIANGLE WASHER
	08 M5 TIP
	09 STAR WASHER
	10 WIGGLE WIRE HOLDER
	11 WIGGLE WIRE
	12 AUTOMATIC TAB SHOOTER
	13 TRIANGLE WASHER HOLDER
	14 TAB POSITIONER
	15 BIG COMPONENT BOX
	16 TWISTED TAB
	17 STRAIGHT TAB



## SPECIAL PULLING ACCESSORIES

ACCESSORIES	DESCRIPTION
	18 CLAW PULLER FOR WIGGLE WIRE WITH SLIDE HAMMER- 6 JAWS
	19 SLIDE SNAP BRIDGE PULLER - 600mm
	20 SLIDE SNAP BRIDGE PULLER - 300mm

## HEAVY PULLING BARS WITH ACCESSORIES

ACCESSORIES	DESCRIPTION
	21 SLIDE BRIDGE PULLING BAR - 850mm
	22 SLIDE BRIDGE PULLING BAR - 1250mm

## CANTY LEVER BAR WITH GLIDERS

ACCESSORIES	DESCRIPTION
	23 GLIDER RODS - 4 Nos.
	24 CANTILEVER PULLING BAR - 400mm

## SPECIAL HAMMERS AND DOLLY SET

ACCESSORIES	DESCRIPTION
	25 SPECIAL HAMMER SET - 6 Nos.
	26 HAMMER AND DOLLY SET

## TROLLEY WITH MOUNTING ACCESSORIES

ACCESSORIES	DESCRIPTION
	27 HOOKS
	28 CABINET ASSY. - DENT PULLER
	29 CABINET ASSY. FOR ACCESSORIES MOUNTING

**ATS ELGI**

**28**  
STATES

**65+**  
DEALERS

**60+**  
EXPERIENCE  
IN YEARS

**250+**  
NO. OF  
PRODUCTS

**130+**  
SALES  
WORK FORCE

**300+**  
SERVICE  
PERSONNEL

**8000+**  
CUSTOMERS

