

RO Water Purification Plant

Technical Specifications

Water output	: 400 / 1000 / 2000 / 3000 LPH
Power	: 2.5 kW *
Electric supply	: 3Ph, 415V, 50Hz
Dimension (L X W X H)	: 0.59 X 0.51 X 2 m *
Salt Rejection	: 95 %

* 1000 LPH

Advantages

- Auto and manual control
- Microprocessor control system
- Automatic self cleaning
- Dust free, rodent proof, safe enclosure
- Most space saving RO Plant
- Lesser power consumption
- High salt rejection and continuous output
- LED display and output water TDS meter



Effluent Treatment Plant

Technical Specifications

Water Output	: 3000 liters/hr
Scope of supply	: SBF & ACF

SIZE OF THE EQUIPMENT:

SBF, inches	: 12x30
ACF, inches	: 12x30
Pre & Fine Filter, inches	: 8x30
Monoblock Pump Capacity	: 1 HP (single phase)
(with UPVC inter connection)	

Scope of Supply

- Skid mount with 1inch UPVC inter connecting piping
- Mono Block Pump: 1 HP single phase
- Dosing Pump: 5 LPM single phase
- SBF, ACF
- Pre filter (with oil absorbing bag)
- Fine Filter (cartridge)
- Vent and drain valve
- Electric Panel

Advantages

- The unit is a compact, totally closed, skid mounted, pre-fabricated unit.
- The system operation is plug & play concept.
- Does not require highly trained operator for operating the system
- Treated water quality meets or betters the specified statutory norms.



CAT/ATS/MKT/03/R00

Smart wash

ATS ELGI
THINK LONG RUN

Automatic Car Washer

A Smart Solution for Washing Cars



PRODUCTIVITY
PROFITABILITY
PERFORMANCE

Smart Features ▶▶



Wash System with soft brushes
 Electro-Pneumatic and Hydraulic controlled Vertical and horizontal Polyethylene brushes give greater flexibility and enhance wash quality



Disk Wheel wash
 Telescopic disc wheel wash system to wash the wheels



Simultaneous Under-Chassis Wash

- Blasts off grease, grime and dirt from under chassis of cars
- Corrosion resistant Galvanised Iron construction
- Higher operating pressure of 55 bar



Shampoo & waxing

- Strategically placed shampoo and wax Nozzles for uniform coverage
- Venturi system also ensures lower maintenance and lower power consumption



The Drying system

- Photosensor controlled contour following over head blower
- Optimized flow control in side and top blower
- Proximity sensor controlled safety ring
- Lower power consumption due to optimisation of motor power



HMI Touch screen operating panel

- Run time error alarm status ensures lower down time
- Multiple program selection with wash count
- History of service record
- Provision for remote monitoring



Structure & design

- Robust and rugged design
- Corrosion resistant Galvanised gantry structure

Smart Working ▶▶

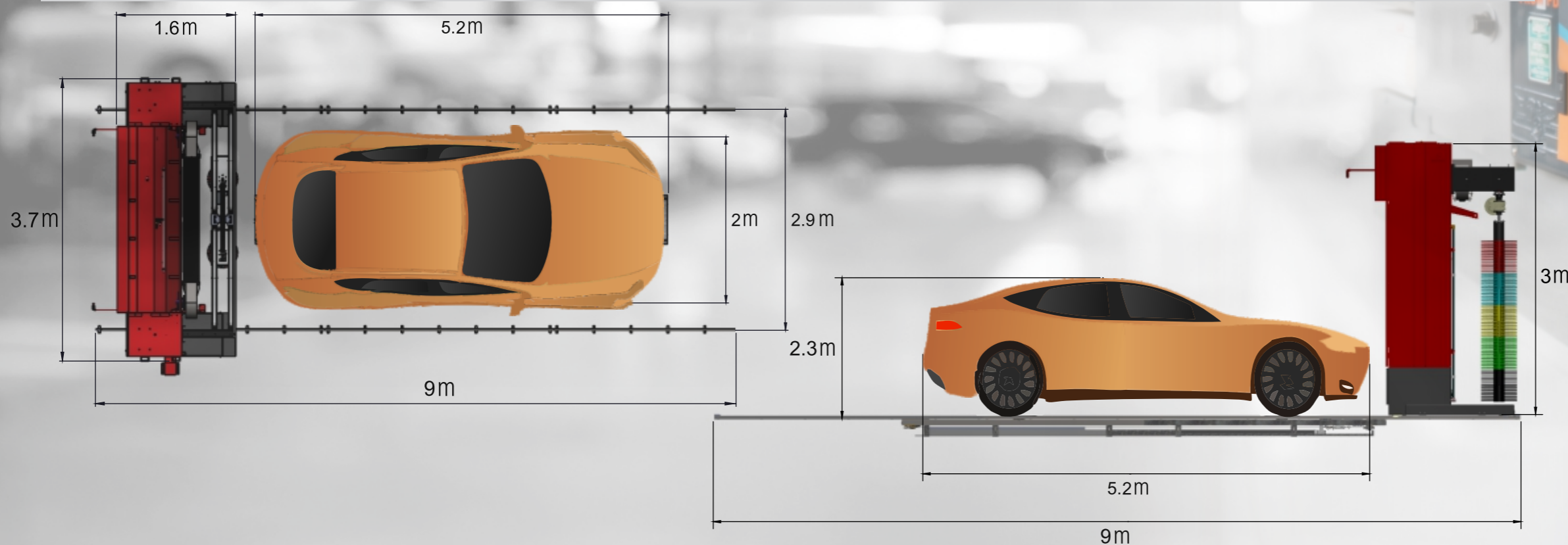


Smart Dimensions & Specifications ▶▶


Smart Wash Variants




Parameters	Smart Wash HP	Smart Wash FP	Smart Wash SP	Smart Wash EP
High pressure pre wash	✓	×	×	×
Body wash	✓	✓	✓	✓
Wheel wash	✓	✓	×	×
Drying	✓	✓	✓	×
Under chassis washer (Optional)	✓	✓	✓	✓
Shampoo	✓	✓	✓	✓
Wax	✓	✓	✓	×
HMI Touchscreen operating panel	✓	✓	✓	✓
Cycle time per car, min	6-7	5-6	5-6	3-4
Water consumption per car, L	120-130	85-100	85-100	85-100
Power supply	3Ø, 355 V - 415 V (+10%,-15%), 50 Hz	3Ø, 355 V - 415 V (+10%,-15%), 50 Hz	3Ø, 355 V - 415 V (+10%,-15%), 50 Hz	3Ø, 355 V - 415 V (+10%,-15%), 50 Hz
Connected load	29.5/22 HP/kW	22/16 HP/kW	21.5/16 HP/kW	5.5/4 HP/kW
Maximum operating load	18/13.5 HP/kW	18/13.5 HP/kW	18/13.5 HP/kW	5.5/4 HP/kW
Power consumption	0.8	0.7	0.7	0.2
Air requirement	7 bar, 5 CFM	7 bar, 5 CFM	7 bar, 5 CFM	7 bar, 5 CFM



Under Chassis Wash ▶▶




Under Chassis Washer



Technical Specifications	
Veh. Washable Area (L X W)	: 4.9 X 1.9 m
Electricity Supply	: 3Ph, 415V, 50Hz
Max. Power Required	: 3.5 kW
Operating Pressure (Water)	: 55 bar

Advantages	
<ul style="list-style-type: none"> • Automatic vehicle length sensing • Less than 2 mins to wash the under chassis of a car • Consumes 24 l / car 	

New Gen Under Chassis Washer



Technical Specifications	
Veh. Washable Area (L X W)	: 5.1 X 1.9 m
Electricity Supply	: 3Ph, 415V, 50Hz
Max. Power Required	: 6.12 kW
Operating Pressure (Water)	: 65 bar

Advantages	
<ul style="list-style-type: none"> • Automatic vehicle length sensing • Rotating Quadra Jet Nozzles for maximum impact force and wider coverage • Suitable for SUVs etc 	

Smart Accessories ▶▶

Automatic MAT Washer



Technical Specifications	
Required space (L x W x H)	: 1 X 1 X 1.5 m
Power	: 0.25 kW
Power supply	: 3Ph, 380V, 50Hz
Water consumption per mat	: 1 liter
Washing time per mat	: 20 -24 seconds
Drying efficiency	: 80%
Washable mats*	: All type of mats except carpet and fabric

*carpet/fabric mats are not washed with water as it takes longer time for drying and stinks when wet

Advantages	
<ul style="list-style-type: none"> • Faster wash and dry time: 20 - 24 seconds per mat • Lower water consumption: 1 liter per mat • Lower power consumption • No air supply required 	

Overhead Washing Boom



Technical Specifications	
Length	: 1750 mm
Rotation	: 360°
Max. Operating Pressure (Water)	: 150 bar
Max. Working Temperature	: 90°C

Advantages	
<ul style="list-style-type: none"> • Avoids damage of the Car, Hose and Gun • Stainless Steel construction, hence rust proof • Ease of operation (360° Rotation) for the operator • Reduces replacement of washing hose 	

Vacuum Cleaner & Upholstery Cleaner



Parameters	Vaccum Models		Upholstery Models	
	E-VAC SM	E-VAC DM	U-VAC SM	U-VAC DM
Number of motors	1	2	1	2
Volt, V	220-240	220-240	220-240	220-240
Power max, kW	1.4	2.6	1.4	2.6
Air flow, m³/h	215	430	215	430
Tank capacity, L	37	76	37	76
Pump capacity, L/m	-	-	0.8	0.8
Detergent tank, L	-	-	8	20

Key Features	Advantages
<ul style="list-style-type: none"> • Stainless Steel Collection Tank • Suitable for both Wet and Dry cleaning • Washable Polyester Filters. 	<ul style="list-style-type: none"> • Less cleaning Time • Reduced manpower cost • Low Maintenance cost